

Annex E

## Air Quality

Annex E1

## Calibration Certificates for Air Quality



## ALS Laboratory Group

ANALYTICAL CHEMISTRY & TESTING SERVICES

### SUB-CONTRACTING REPORT

CONTACT	: MR K.W. FAN	WORK ORDER	: HK2240047
CLIENT	: ENVIROTECH SERVICES CO.		
ADDRESS	: RM 712, 7/F, MY LOFT 9 HOI WING ROAD, TUEN MUN, N.T., HK	SUB-BATCH	: 1
		DATE RECEIVED	: 11-OCT-2022
		DATE OF ISSUE	: 20-OCT-2022
PROJECT	: ----	NO. OF SAMPLES	: 1
		CLIENT ORDER	: ----

#### General Comments

- Sample(s) was/ were submitted by client. Sample(s) arrived laboratory in ambient condition. The result(s) related only to the item(s) tested.
- Sample information (Project name, Sample ID, Sampling date/time, etc.) is provided by client.
- Result(s) of sample(s) is/are reported on as received basis, unless otherwise specified.
- Calibration was subcontracted to and analysed by Action-United Environmental Services & Consulting.

#### Signatories

This document has been signed by those names that appear on this report and are the authorised signatories

Signatories

Position

Richard Fung

Managing Director

This is the Final Report and supersedes any preliminary report with this batch number.

All pages of this report have been checked and approved for release.

ALS Technichem (HK) Pty Ltd  
Part of the ALS Laboratory Group

11/F Chung Shun Knitting Centre 1 - 3 Wing Yip Street Kwai Chung N.T Hong Kong  
Kwai Tsing Hong Kong

WORK ORDER : HK2240047  
SUB-BATCH : 1  
CLIENT : ENVIROTECH SERVICES CO.  
PROJECT : ---



ALS Lab ID	Client's Sample ID	Sample Type	Sample Date	External Lab Report No.
HK2240047-001	S/N: 336338	Equipments	11-Oct-2022	S/N: 336338

# Equipment Verification Report (TSP)

## Equipment Calibrated:

Type: Laser Dust monitor  
 Manufacturer: Sibata LD – 3B  
 Serial No. 336338  
 Equipment Ref: NA  
 Job Order HK2240047

## Standard Equipment:

Standard Equipment: Higher Volume Sampler (TSP)  
 Location & Location ID: AUES office (calibration room)  
 Equipment Ref: HVS 018  
 Last Calibration Date: 13 September 2022

## Equipment Verification Results:

Verification Date: 14 October 2022

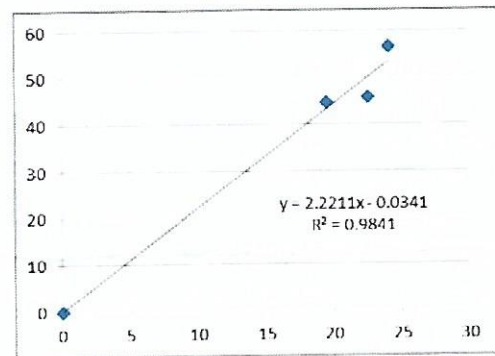
Hour	Time	Mean Temp °C	Mean Pressure (hPa)	Concentration in ug/m <sup>3</sup> (Standard Equipment)	Total Count (Calibrated Equipment)	Count/Minute (Total Count/min)
2hr15mins	09:33 ~ 11:48	26.9	1012.1	44.6	2621	19.5
2hr01 mins	11:51 ~ 13:52	26.9	1012.1	45.7	2722	22.6
2hr01 mins	13:55 ~ 15:56	26.9	1012.1	56.6	2922	24.1

### Linear Regression of Y or X

Slope (K-factor): 2.2211 (ug/m<sup>3</sup>)/CPM

Correlation Coefficient (R) 0.9920

Date of Issue 17 October 2022



### Remarks:

1. **Strong Correlation (R>0.8)**
2. Factor 2.2211 (ug/m<sup>3</sup>)/CPM should be applied for TSP monitoring

\*If R<0.5, repair or re-verification is required for the equipment

Operator : Fai So Signature :  Date : 17 October 2022

QC Reviewer : Ben Tam Signature :  Date : 17 October 2022

## TSP SAMPLER CALIBRATION CALCULATION SPREADSHEET

Location : Gold King Industrial Building, Kwai Chung  
 Location ID : Calibration Room

Date of Calibration: 13-Sep-22  
 Next Calibration Date: 13-Dec-22

### CONDITIONS

Sea Level Pressure (hPa)	1007.3	Corrected Pressure (mm Hg)	755.475
Temperature (°C)	31.7	Temperature (K)	305

### CALIBRATION ORIFICE

Make->	TISCH	Qstd Slope ->	1.99838
Model->	5025A	Qstd Intercept ->	-0.00903
Calibration Date->	27-Dec-21	Expiry Date->	27-Dec-22

### CALIBRATION

Plate No.	H2O (L) (in)	H2O (R) (in)	H2O (in)	Qstd (m3/min)	I (chart)	IC corrected	LINEAR REGRESSION		
							Slope =	Intercept =	Corr. coeff. =
18	6	6	12.0	1.714	54	53.24	30.1792	1.5486	0.9961
13	4.9	4.9	9.8	1.549	48	47.33			
10	3.7	3.7	7.4	1.347	44	43.38			
8	2.5	2.5	5.0	1.108	36	35.50			
5	1.6	1.6	3.2	0.887	28	27.61			

**Calculations :**

$$Qstd = 1/m[\text{Sqrt}(H2O(Pa/Pstd)(Tstd/Ta))-b]$$

$$IC = I[\text{Sqrt}(Pa/Pstd)(Tstd/Ta)]$$

Qstd = standard flow rate

IC = corrected chart responses

I = actual chart response

m = calibrator Qstd slope

b = calibrator Qstd intercept

Ta = actual temperature during calibration ( deg K )

Pstd = actual pressure during calibration ( mm Hg )

**For subsequent calculation of sampler flow:**

$$1/m(( I )[\text{Sqrt}(298/Tav)(Pav/760)]-b)$$

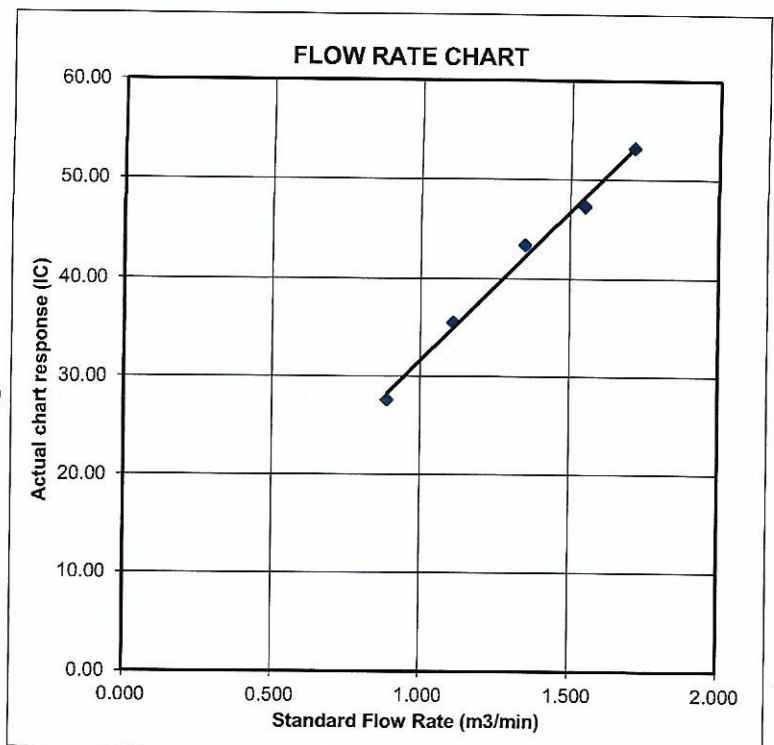
m = sampler slope

b = sampler intercept

I = chart response

Tav = daily average temperature

Pav = daily average pressure





# Certificate of Calibration

Calibration Certification Information			
Cal. Date: December 27, 2021	Rootsmeter S/N: 438320	Ta: 295	°K
Operator: Jim Tisch		Pa: 740.4	mm Hg
Calibration Model #: TE-5025A	Calibrator S/N: <b>1612</b>		

Run	Vol. Init (m3)	Vol. Final (m3)	ΔVol. (m3)	ΔTime (min)	ΔP (mm Hg)	ΔH (in H2O)
1	1	2	1	1.3890	3.2	2.00
2	3	4	1	0.9760	6.4	4.00
3	5	6	1	0.8740	7.9	5.00
4	7	8	1	0.8320	8.8	5.50
5	9	10	1	0.6870	12.7	8.00

Data Tabulation					
Vstd (m3)	Qstd (x-axis)	$\sqrt{\Delta H \left( \frac{Pa}{Pstd} \right) \left( \frac{Tstd}{Ta} \right)}$ (y-axis)	Va	Qa (x-axis)	$\sqrt{\Delta H \left( \frac{Ta}{Pa} \right)}$ (y-axis)
0.9799	0.7055	1.4029	0.9957	0.7168	0.8927
0.9756	0.9996	1.9841	0.9914	1.0157	1.2624
0.9736	1.1140	2.2183	0.9893	1.1320	1.4114
0.9724	1.1688	2.3265	0.9881	1.1876	1.4803
0.9673	1.4079	2.8059	0.9828	1.4306	1.7853
<b>QSTD</b>	m=	<b>1.99838</b>	<b>QA</b>	m=	<b>1.25135</b>
	b=	<b>-0.00903</b>		b=	<b>-0.00574</b>
	r=	<b>0.99999</b>		r=	<b>0.99999</b>

Calculations			
Vstd=	$\Delta Vol \left( \frac{Pa - \Delta P}{Pstd} \right) \left( \frac{Tstd}{Ta} \right)$	Va=	$\Delta Vol \left( \frac{Pa - \Delta P}{Pa} \right)$
Qstd=	Vstd/ΔTime	Qa=	Va/ΔTime

For subsequent flow rate calculations:

$Qstd = 1/m \left( \left( \sqrt{\Delta H \left( \frac{Pa}{Pstd} \right) \left( \frac{Tstd}{Ta} \right)} \right) - b \right)$	$Qa = 1/m \left( \left( \sqrt{\Delta H \left( \frac{Ta}{Pa} \right)} \right) - b \right)$
--	---

Standard Conditions	
Tstd:	298.15 °K
Pstd:	760 mm Hg
Key	
ΔH:	calibrator manometer reading (in H2O)
ΔP:	rootsmeter manometer reading (mm Hg)
Ta:	actual absolute temperature (°K)
Pa:	actual barometric pressure (mm Hg)
b:	intercept
m:	slope

RECALIBRATION
US EPA recommends annual recalibration per 1998 40 Code of Federal Regulations Part 50 to 51, Appendix B to Part 50, Reference Method for the Determination of Suspended Particulate Matter in the Atmosphere, 9.2.17, page 30

Annex E2

## Monitoring Schedule for Air Quality



## Tung Chung New Town Extension (East) Air Quality Monitoring Schedule (August 2023)

Sunday	Monday	Tuesday	Wednesday	Thursday	Friday	Saturday
		1-Aug	2-Aug	3-Aug	4-Aug	5-Aug
				<b>Air Quality Monitoring</b>		
6-Aug	7-Aug	8-Aug	9-Aug	10-Aug	11-Aug	12-Aug
			<b>Air Quality Monitoring</b>			
13-Aug	14-Aug	15-Aug	16-Aug	17-Aug	18-Aug	19-Aug
		<b>Air Quality Monitoring</b>				
20-Aug	21-Aug	22-Aug	23-Aug	24-Aug	25-Aug	26-Aug
	<b>Air Quality Monitoring</b>					<b>Air Quality Monitoring</b>
27-Aug	28-Aug	29-Aug	30-Aug	31-Aug		

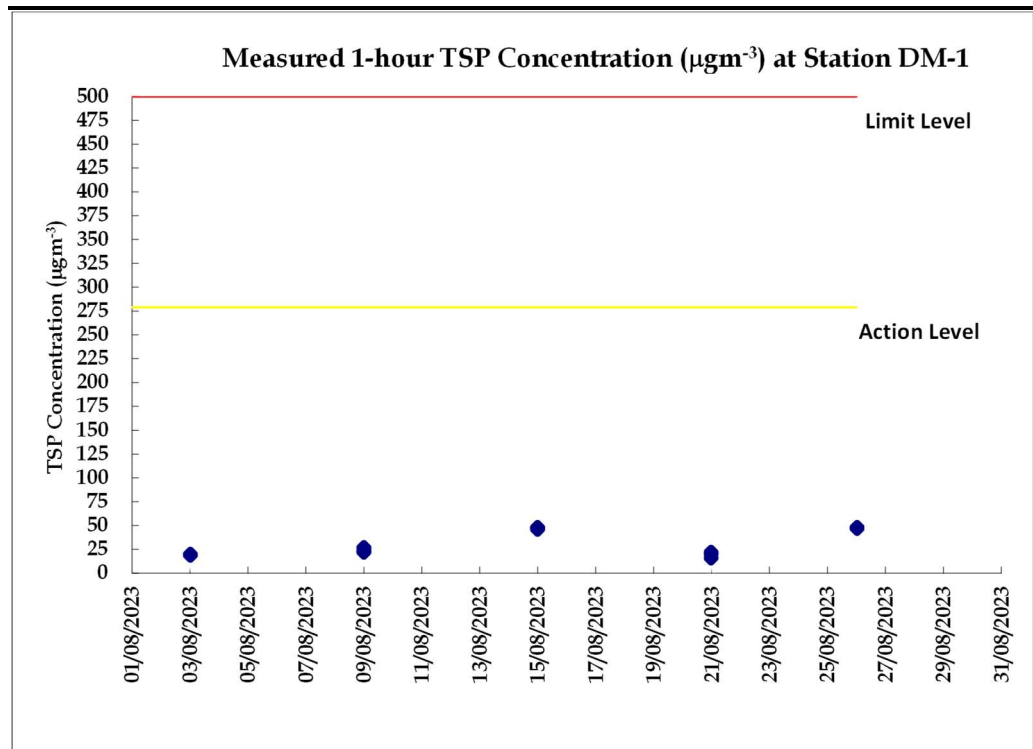
Annex E3

## Monitoring Results for Air Quality

**Table E3**      **Data for 1-hr TSP Monitoring at Station DM-1**

<b>Date</b>	<b>Start Time</b>	<b>Finish Time</b>	<b>Weather</b>	<b>1-hour TSP (<math>\mu\text{g}/\text{m}^3</math>)</b>
3/8/2023	13:05	14:05	Sunny	19
3/8/2023	14:05	15:05	Sunny	19
3/8/2023	15:05	16:05	Sunny	20
9/8/2023	13:06	14:06	Sunny	24
9/8/2023	14:06	15:06	Sunny	22
9/8/2023	15:06	16:06	Sunny	27
15/8/2023	13:10	14:10	Sunny	48
15/8/2023	14:10	15:10	Sunny	48
15/8/2023	15:10	16:10	Sunny	46
21/8/2023	9:01	10:01	Sunny	22
21/8/2023	10:01	11:01	Sunny	20
21/8/2023	11:01	12:01	Sunny	16
26/8/2023	13:03	14:03	Sunny	48
26/8/2023	14:03	15:03	Sunny	48
26/8/2023	15:03	16:03	Sunny	47

Figure E3 Graphical Presentation for 1-hr TSP Monitoring at Station DM-1



Annex E4

## Event and Action Plan for Air Quality



*Annex E4 Event and Action Plan for Air Quality*

Event	Action			
	ET	IEC	ER	Contractor
Action level exceedance for one sample	<ol style="list-style-type: none"> <li>1. Identify source, investigate the causes of exceedance and propose remedial measures;</li> <li>2. Inform IEC and ER;</li> <li>3. Repeat measurement to confirm finding;</li> <li>4. Increase monitoring frequency to daily.</li> </ol>	<ol style="list-style-type: none"> <li>1. Check monitoring data submitted by ET;</li> <li>2. Check Contractor's working method.</li> </ol>	<ol style="list-style-type: none"> <li>1. Notify Contractor.</li> </ol>	<ol style="list-style-type: none"> <li>1. Rectify any unacceptable practice;</li> <li>2. Amend working methods if appropriate.</li> </ol>
Action level exceedance for two or more consecutive samples	<ol style="list-style-type: none"> <li>1. Identify source;</li> <li>2. Inform IEC and ER;</li> <li>3. Advise the ER on the effectiveness of the proposed remedial measures;</li> <li>4. Repeat measurements to confirm findings;</li> <li>5. Increase monitoring frequency to daily;</li> <li>6. Discuss with IEC and Contractor on remedial actions required;</li> <li>7. If exceedance continues, arrange meeting with IEC and ER;</li> <li>8. If exceedance stops, cease additional monitoring.</li> </ol>	<ol style="list-style-type: none"> <li>1. Check monitoring data submitted by ET;</li> <li>2. Check Contractor's working method;</li> <li>3. Discuss with ET and Contractor on possible remedial measures;</li> <li>4. Advise the ET on the effectiveness of the proposed remedial measures;</li> <li>5. Supervise Implementation of remedial measures.</li> </ol>	<ol style="list-style-type: none"> <li>1. Confirm receipt of notification of failure in writing;</li> <li>2. Notify Contractor;</li> <li>3. Ensure remedial measures properly implemented.</li> </ol>	<ol style="list-style-type: none"> <li>1. Submit proposals for remedial to ER within 3 working days of notification;</li> <li>2. Implement the agreed proposals;</li> <li>3. Amend proposal if appropriate.</li> </ol>

Event	Action			
	ET	IEC	ER	Contractor
Limit level exceedance for one sample	<ol style="list-style-type: none"> <li>1. Identify source, investigate the causes of exceedance and propose remedial measures;</li> <li>2. Inform ER, Contractor and EPD;</li> <li>3. Repeat measurement to confirm finding;</li> <li>4. Increase monitoring frequency to daily;</li> <li>5. Assess effectiveness of Contractor's remedial actions and keep IEC, EPD and ER informed of the results.</li> </ol>	<ol style="list-style-type: none"> <li>1. Check monitoring data submitted by ET;</li> <li>2. Check Contractor's working method;</li> <li>3. Discuss with ET and Contractor on possible remedial measures;</li> <li>4. Advise the ER on the effectiveness of the proposed remedial measures;</li> <li>5. Supervise implementation of remedial measures.</li> </ol>	<ol style="list-style-type: none"> <li>1. Confirm receipt of notification of failure in writing;</li> <li>2. Notify Contractor;</li> <li>3. Ensure remedial measures properly implemented.</li> </ol>	<ol style="list-style-type: none"> <li>1. Take immediate action to avoid further exceedance;</li> <li>2. Submit proposals for remedial actions to IEC within 3 working days of notification;</li> <li>3. Implement the agreed proposals;</li> <li>4. Amend proposal if appropriate.</li> </ol>
Limit level exceedance for two or more consecutive samples	<ol style="list-style-type: none"> <li>1. Notify IEC, ER, Contractor and EPD;</li> <li>2. Identify source;</li> <li>3. Repeat measurement to confirm findings;</li> <li>4. Increase monitoring frequency to daily;</li> <li>5. Carry out analysis of Contractor's working procedures to determine possible mitigation to be implemented;</li> <li>6. Arrange meeting with IEC and ER to discuss the remedial actions to be taken;</li> <li>7. Assess effectiveness of Contractor's remedial actions and keep IEC, EPD and ER informed of the results;</li> <li>8. If exceedance stops, cease additional monitoring.</li> </ol>	<ol style="list-style-type: none"> <li>1. Discuss amongst ER, ET, and Contractor on the potential remedial actions;</li> <li>2. Review Contractor's remedial actions whenever necessary to assure their effectiveness and advise the ER accordingly;</li> <li>3. Supervise the implementation of remedial measures.</li> </ol>	<ol style="list-style-type: none"> <li>1. Confirm receipt of notification of failure in writing;</li> <li>2. Notify Contractor;</li> <li>3. In consultation with the IEC, agree with the Contractor on the remedial measures to be implemented;</li> <li>4. Ensure remedial measures properly implemented;</li> <li>5. If exceedance continues, consider what portion of the work is responsible and instruct the Contractor to stop that portion of work until the exceedance is abated.</li> </ol>	<ol style="list-style-type: none"> <li>1. Take immediate action to avoid further exceedance;</li> <li>2. Submit proposals for remedial actions to IEC within 3 working days of notification;</li> <li>3. Implement the agreed proposals;</li> <li>4. Resubmit proposals if problem still not under control;</li> <li>5. Stop the relevant portion of works as determined by the ER until the exceedance is abated.</li> </ol>