

Annex G1

## Calibration Certificates for Water Quality



專業化驗有限公司

QUALITY PRO TEST-CONSULT LIMITED

Unit 10, 14/F, Wah Wai Centre, 38-40 Au Pui Wan St., Fotan, Hong Kong

Email: info@qualityprotest.com; Website: www.qualityprotest.com

Tel: (852) 3956 8717; Fax: (852) 3956 3928

## REPORT OF EQUIPMENT PERFORMANCE CHECK/ CALIBRATION

Report No. : R-BA110050  
Date of Issue : 29 November 2021  
Page No. : 1 of 2

### PART A – CUSTOMER INFORMATION

Enovative Environmental Service Ltd.  
Flat 2207, Yu Fun House,  
Yu Chui Court, Shatin  
New Territories, Hong Kong  
Attn: Mr. Thomas WONG

### PART B – DESCRIPTION

Name of Equipment : YSI ProDSS (Multi-Parameters)  
Manufacturer : YSI (a xylem brand)  
Serial Number : 16H104233  
Date of Received : Nov 26, 2021  
Date of Calibration : Nov 26, 2021  
Date of Next Calibration<sup>(a)</sup> : Feb 25, 2022

### PART C – REFERENCE METHODS/ DOCUMENTS FOR THE CALIBRATION

Parameter	Reference Method
pH at 25°C	APHA 21e 4500-H <sup>+</sup> B
Dissolved Oxygen	APHA 21e 4500-O G
Conductivity at 25°C	APHA 21e 2510 B
Salinity	APHA 21e 2520 B
Turbidity	APHA 21e 2130 B
Temperature	Section 6 of international Accreditation New Zealand Technical Guide no. 3 Second edition March 2008: Working Thermometer Calibration Procedure.

### PART D – CALIBRATION RESULTS<sup>(b,c)</sup>

#### (1) pH at 25°C

Target (pH unit)	Displayed Reading <sup>(d)</sup> (pH Unit)	Tolerance <sup>(e)</sup> (pH Unit)	Results
4.00	4.09	0.09	Satisfactory
7.42	7.48	0.06	Satisfactory
10.01	10.06	0.05	Satisfactory

Tolerance of pH should be less than  $\pm 0.20$  (pH unit)

#### (2) Temperature


Reading of Ref. thermometer (°C)	Displayed Reading (°C)	Tolerance (°C)	Results
10	10.0	0.0	Satisfactory
24	21.9	-0.1	Satisfactory
45	45.0	0.0	Satisfactory

Tolerance limit of temperature should be less than  $\pm 2.0$  (°C)

~ CONTINUED ON NEXT PAGE ~

#### Remark(s): -

- <sup>(a)</sup> The "Date of Next Calibration" is recommended according to best practice principals as practiced by QPT or quoted from relevant international standards.  
<sup>(b)</sup> The results relate only to the calibrated equipment as received  
<sup>(c)</sup> The performance of the equipment stated in this report is checked with independent reference material and results compared against a calibrated secondary source.  
<sup>(d)</sup> "Displayed Reading" denotes the figure shown on item under calibration/ checking regardless of equipment precision or significant figures.  
<sup>(e)</sup> The "Tolerance Limit" mentioned is the acceptance criteria applicable for similar equipment used by Quality Pro Test-Consult Ltd. or quoted from relevant international standards..

  
LEE Chun-ning  
Senior Chemist



## REPORT OF EQUIPMENT PERFORMANCE CHECK/ CALIBRATION

Report No. : R-BA110050  
Date of Issue : 29 November 2021  
Page No. : 2 of 2

### PART D – CALIBRATION RESULTS (Cont'd)

#### (3) Dissolved Oxygen

Expected Reading (mg/L)	Displayed Reading (mg/L)	Tolerance (mg/L)	Results
8.40	8.60	0.20	Satisfactory
5.34	5.22	-0.12	Satisfactory
2.63	2.47	-0.16	Satisfactory
0.16	0.35	0.19	Satisfactory

Tolerance limit of dissolved oxygen should be less than  $\pm 0.50$  (mg/L)

#### (4) Conductivity at 25°C

Conc. of KCl (M)	Expected Reading ( $\mu\text{S}/\text{cm}$ )	Displayed Reading ( $\mu\text{S}/\text{cm}$ )	Tolerance (%)	Results
0.001	146.9	151.0	2.79	Satisfactory
0.01	1412	1309	-7.29	Satisfactory
0.1	12890	12758	-1.02	Satisfactory
0.5	58670	59133	0.79	Satisfactory
1.0	111900	112965	0.95	Satisfactory

Tolerance limit of conductivity should be less than  $\pm 10.0$  (%)

#### (5) Salinity

Expected Reading (g/L)	Displayed Reading (g/L)	Tolerance (%)	Results
10	9.95	-0.50	Satisfactory
20	19.93	-0.35	Satisfactory
30	29.88	-0.40	Satisfactory

Tolerance limit of salinity should be less than  $\pm 10.0$  (%)

#### (6) Turbidity

Expected Reading (NTU)	Displayed Reading <sup>(f)</sup> (NTU)	Tolerance <sup>(g)</sup> (%)	Results
0	0.05	--	Satisfactory
10	9.83	-1.7	Satisfactory
20	19.84	-0.8	Satisfactory
100	97.8	-2.2	Satisfactory
800	796.2	-0.5	Satisfactory

Tolerance limit of turbidity should be less than  $\pm 10.0$  (%)

~ END OF REPORT ~

**Remark(s): -**

<sup>(f)</sup> "Displayed Reading" presents the figures shown on item under calibration/ checking regardless of equipment precision or significant figures.

<sup>(g)</sup> The "Tolerance Limit" mentioned is the acceptance criteria applicable for similar equipment used by Quality Pro Test-Consult Ltd. or quoted from relevant international standards.



專業化驗有限公司

QUALITY PRO TEST-CONSULT LIMITED

Unit 10, 14/F, Wah Wai Centre, 38-40 Au Pui Wan St., Fotan, Hong Kong

Email: info@qualityprotest.com; Website: www.qualityprotest.com

Tel: (852) 3956 8717; Fax: (852) 3956 3928

## REPORT OF EQUIPMENT PERFORMANCE CHECK/ CALIBRATION

Report No. : R-BA110051  
Date of Issue : 29 November 2021  
Page No. : 1 of 2

### PART A – CUSTOMER INFORMATION

Enovative Environmental Service Ltd.  
Flat 2207, Yu Fun House,  
Yu Chui Court, Shatin  
New Territories, Hong Kong  
Attn: Mr. Thomas WONG

### PART B – DESCRIPTION

Name of Equipment : YSI ProDSS (Multi-Parameters)  
Manufacturer : YSI (a xylem brand)  
Serial Number : 16H104234  
Date of Received : Nov 26, 2021  
Date of Calibration : Nov 26, 2021  
Date of Next Calibration<sup>(a)</sup> : Feb 25, 2022

### PART C – REFERENCE METHODS/ DOCUMENTS FOR THE CALIBRATION

<u>Parameter</u>	<u>Reference Method</u>
pH at 25°C	APHA 21e 4500-H <sup>+</sup> B
Dissolved Oxygen	APHA 21e 4500-O G
Conductivity at 25°C	APHA 21e 2510B
Salinity	APHA 21e 2520B
Turbidity	APHA 21e 2130B
Temperature	Section 6 of international Accreditation New Zealand Technical Guide no. 3 Second edition March 2008: Working Thermometer Calibration Procedure.

### PART D – CALIBRATION RESULTS<sup>(b,c)</sup>

#### (1) pH at 25°C

Target (pH unit)	Displayed Reading <sup>(d)</sup> (pH Unit)	Tolerance <sup>(e)</sup> (pH Unit)	Results
4.00	4.08	0.08	Satisfactory
7.42	7.46	0.04	Satisfactory
10.01	10.10	0.09	Satisfactory

Tolerance of pH should be less than  $\pm 0.20$  (pH unit)

#### (2) Temperature


Reading of Ref. thermometer (°C)	Displayed Reading (°C)	Tolerance (°C)	Results
10	10.0	0.0	Satisfactory
24	21.9	-0.1	Satisfactory
45	45.0	0.0	Satisfactory

Tolerance limit of temperature should be less than  $\pm 2.0$  (°C)

~ CONTINUED ON NEXT PAGE ~

#### Remark(s): -

- <sup>(a)</sup> The "Date of Next Calibration" is recommended according to best practice principals as practiced by QPT or quoted form relevant international standards.  
<sup>(b)</sup> The results relate only to the calibrated equipment as received  
<sup>(c)</sup> The performance of the equipment stated in this report is checked with independent reference material and results compared against a calibrated secondary source.  
<sup>(d)</sup> "Displayed Reading" denotes the figure shown on item under calibration/ checking regardless of equipment precision or significant figures.  
<sup>(e)</sup> The "Tolerance Limit" mentioned is the acceptance criteria applicable for similar equipment used by Quality Pro Test-Consult Ltd. or quoted form relevant international standards..

  
LEE Chun-ning  
Senior Chemist





## REPORT OF EQUIPMENT PERFORMANCE CHECK/ CALIBRATION

Report No. : R-BA110051  
Date of Issue : 29 November 2021  
Page No. : 2 of 2

### PART D – CALIBRATION RESULTS (Cont'd)

#### (3) Dissolved Oxygen

Expected Reading (mg/L)	Displayed Reading (mg/L)	Tolerance (mg/L)	Results
8.40	8.58	0.18	Satisfactory
5.34	5.16	-0.18	Satisfactory
2.63	2.50	-0.13	Satisfactory
0.16	0.51	0.35	Satisfactory

Tolerance limit of dissolved oxygen should be less than  $\pm 0.50$  (mg/L)

#### (4) Conductivity at 25°C

Conc. of KCl (M)	Expected Reading ( $\mu\text{S}/\text{cm}$ )	Displayed Reading ( $\mu\text{S}/\text{cm}$ )	Tolerance (%)	Results
0.001	146.9	152.0	3.47	Satisfactory
0.01	1412	1326	-6.09	Satisfactory
0.1	12890	12793	-0.75	Satisfactory
0.5	58670	59086	0.71	Satisfactory
1.0	111900	112741	0.75	Satisfactory

Tolerance limit of conductivity should be less than  $\pm 10.0$  (%)

#### (5) Salinity

Expected Reading (g/L)	Displayed Reading (g/L)	Tolerance (%)	Results
10	10.08	0.80	Satisfactory
20	20.17	0.85	Satisfactory
30	30.21	0.70	Satisfactory

Tolerance limit of salinity should be less than  $\pm 10.0$  (%)

#### (6) Turbidity

Expected Reading (NTU)	Displayed Reading <sup>(f)</sup> (NTU)	Tolerance <sup>(g)</sup> (%)	Results
0	0.05	--	Satisfactory
10	9.88	-1.2	Satisfactory
20	20.09	0.4	Satisfactory
100	98.8	-1.2	Satisfactory
800	812.3	1.5	Satisfactory

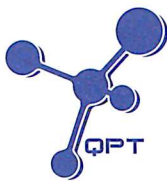
Tolerance limit of turbidity should be less than  $\pm 10.0$  (%)

~ END OF REPORT ~

#### Remark(s): -

<sup>(f)</sup> "Displayed Reading" presents the figures shown on item under calibration/ checking regardless of equipment precision or significant figures.

<sup>(g)</sup> The "Tolerance Limit" mentioned is the acceptance criteria applicable for similar equipment used by Quality Pro Test-Consult Ltd. or quoted from relevant international standards.



專業化驗有限公司  
QUALITY PRO TEST-CONSULT LIMITED

Unit 10, 14/F, Wah Wai Centre, 38-40 Au Pui Wan St., Fotan, Hong Kong  
Email: info@qualityprotest.com; Website: www.qualityprotest.com  
Tel: (852) 3956 8717; Fax: (852) 3956 3928

## REPORT OF EQUIPMENT PERFORMANCE CHECK/ CALIBRATION

Test Report No. : R-BA120147  
Date of Issue : 30 December 2021  
Page No. : 1 of 2

### PART A - CUSTOMER INFORMATION

Enovative Environmental Service Ltd.  
Flat 2207, Yu Fun House Yu Chui Court, Shatin  
New Territories (HK) Hong Kong  
Attn :

### PART B - SAMPLE INFORMATION

Name of Equipment : YSI ProDSS (Multi-Parameters)  
Manufacturer : YSI (a xylem brand)  
Serial Number : 17E100747  
Date of Received : 24 December 2021  
Date of Calibration : 24 December 2021  
Date of Next Calibration : 23 March 2022

### PART C - REFERENCE METHODS/ DOCUMENTS FOR THE CALIBRATION

Test Parameter	Reference Method
Turbidity	APHA 21e 2130B
Conductivity	APHA 21e 2510B
Dissolved oxygen	APHA 21e 4500 O
pH value	APHA 21e 4500 H+
Salinity	APHA 21e 2520B
Temperature	Section 6 of international Accreditation New Zealand Technical Guide no. 3 Second edition March 2008: Working Thermometer Calibration Procedure

### PART D - CALIBRATION RESULT

#### (1) Turbidity

EXPECTED READING (NTU)	DISPLAY READING (NTU)	TOLERANCE (%)	RESULT
0	0.10	--	Satisfactory
10	9.88	-1.2	Satisfactory
20	19.79	-1.1	Satisfactory
100	100.26	0.3	Satisfactory
800	808.37	1.0	Satisfactory

Tolerance of Turbidity should be less than  $\pm 10.0$  (%)

#### (2) Conductivity

EXPECTED READING (MS/CM AT 25°C)	DISPLAY READING (MS/CM AT 25°C)	TOLERANCE (%)	RESULT
146.9	151.2	2.92	Satisfactory
1412	1348	-4.53	Satisfactory
12890	12591	-2.32	Satisfactory
58670	57734	-1.60	Satisfactory
111900	111592	-0.28	Satisfactory

Tolerance of Conductivity should be less than  $\pm 10.0$  (%)

--- CONTINUED ON NEXT PAGE ---

AUTHORIZED  
SIGNATORY:

LEE Chun-ning  
Assistant Manager (Chemical Testing)



專業化驗有限公司

QUALITY PRO TEST-CONSULT LIMITED

Unit 10, 14/F, Wah Wai Centre, 38-40 Au Pui Wan St., Fotan, Hong Kong

Email: info@qualityprotest.com; Website: www.qualityprotest.com

Tel: (852) 3956 8717; Fax: (852) 3956 3928

## REPORT OF EQUIPMENT PERFORMANCE CHECK/ CALIBRATION

Test Report No. : R-BA120147

Date of Issue : 30 December 2021

Page No. : 2 of 2

### (3) Dissolved oxygen

EXPECTED READING ( MG/L )	DISPLAY READING ( MG/L )	TOLERANCE ( MG/L )	RESULT
7.65	7.76	0.11	Satisfactory
6.09	6.17	0.08	Satisfactory
3.20	3.28	0.08	Satisfactory
0.78	0.56	-0.22	Satisfactory

Tolerance of Dissolved oxygen should be less than  $\pm 0.5$  ( mg/L )

### (4) pH value

TARGET ( PH UNIT )	DISPLAY READING ( PH UNIT )	TOLERANCE	RESULT
4.00	4.04	0.04	Satisfactory
7.42	7.46	0.04	Satisfactory
10.01	10.13	0.12	Satisfactory

Tolerance of pH value should be less than  $\pm 0.2$  ( pH unit )

### (5) Salinity

EXPECTED READING ( G/L )	DISPLAY READING ( G/L )	TOLERANCE ( % )	RESULT
10	9.93	-0.70	Satisfactory
20	19.89	-0.55	Satisfactory
30	30.20	0.67	Satisfactory

Tolerance of Salinity should be less than  $\pm 0.0$  ( % )

### (6) Temperature

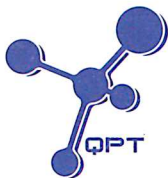
READING OF REF. THERMOMETER ( °C )	DISPLAY READING ( °C )	TOLERANCE ( °C )	RESULT
10	9.9	-0.1	Satisfactory
20	20.0	0.0	Satisfactory
40	40.0	0.0	Satisfactory

Tolerance of Temperature should be less than  $\pm 2.0$  ( °C )

### Remark(s)

- The "Date of Next Calibration" is recommended according to best practice principals as practiced by QPT or quoted form relevant international standards.
- The results relate only to the calibrated equipment as received
- The performance of the equipment stated is checked with independent reference material and results compared against a calibrated secondary source.
- "Displayed Reading" denotes the figure shown on item under calibration/ checking regardless of equipment precision or significant figures.
- The "Tolerance Limit" mentioned is the acceptance criteria applicable for similar equipment used by Quality Pro Test-Consult Ltd. or quoted form relevant international standards.

--- END OF REPORT ---



專業化驗有限公司

QUALITY PRO TEST-CONSULT LIMITED

Unit 10, 14/F, Wah Wai Centre, 38-40 Au Pui Wan St., Fotan, Hong Kong

Email: info@qualityprotest.com; Website: www.qualityprotest.com

Tel: (852) 3956 8717; Fax: (852) 3956 3928

## REPORT OF EQUIPMENT PERFORMANCE CHECK/ CALIBRATION

**Test Report No.** : R-BA120148  
**Date of Issue** : 30 December 2021  
**Page No.** : 1 of 2

### PART A - CUSTOMER INFORMATION

Enovative Environmental Service Ltd.  
Flat 2207, Yu Fun House Yu Chui Court, Shatin  
New Territories (HK) Hong Kong  
Attn :

### PART B - SAMPLE INFORMATION

Name of Equipment : YSI ProDSS (Multi-Parameters)  
Manufacturer : YSI (a xylem brand)  
Serial Number : 21G105356  
Date of Received : 24 December 2021  
Date of Calibration : 24 December 2021  
Date of Next Calibration : 23 March 2022

### PART C - REFERENCE METHODS/ DOCUMENTS FOR THE CALIBRATION

<u>Test Parameter</u>	<u>Reference Method</u>
Turbidity	APHA 21e 2130B
Conductivity	APHA 21e 2510B
Dissolved oxygen	APHA 21e 4500 O
pH value	APHA 21e 4500 H+
Salinity	APHA 21e 2520B
Temperature	Section 6 of international Accreditation New Zealand Technical Guide no. 3 Second edition March 2008: Working Thermometer Calibration Procedure

### PART D - CALIBRATION RESULT

#### (1) Turbidity

EXPECTED READING (NTU)	DISPLAY READING (NTU)	TOLERANCE (%)	RESULT
0	0.10	--	Satisfactory
10	9.81	-1.9	Satisfactory
20	19.82	-0.9	Satisfactory
100	100.22	0.2	Satisfactory
800	810.23	1.3	Satisfactory

Tolerance of Turbidity should be less than  $\pm 10.0$  (%)


#### (2) Conductivity

EXPECTED READING (MS/CM AT 25°C)	DISPLAY READING (MS/CM AT 25°C)	TOLERANCE (%)	RESULT
146.9	150.3	2.31	Satisfactory
1412	1369	-3.05	Satisfactory
12890	12488	-3.12	Satisfactory
58670	57746	-1.57	Satisfactory
111900	111426	-0.42	Satisfactory

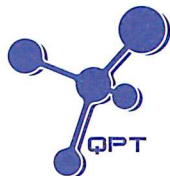
Tolerance of Conductivity should be less than  $\pm 10.0$  (%)

--- CONTINUED ON NEXT PAGE ---

AUTHORIZED  
SIGNATORY:

  
LEE Chun-ning  
Assistant Manager (Chemical Testing)





專業化驗有限公司  
QUALITY PRO TEST-CONSULT LIMITED

Unit 10, 14/F, Wah Wai Centre, 38-40 Au Pui Wan St., Fotan, Hong Kong  
Email: info@qualityprotest.com; Website: www.qualityprotest.com  
Tel: (852) 3956 8717; Fax: (852) 3956 3928

## REPORT OF EQUIPMENT PERFORMANCE CHECK/ CALIBRATION

Test Report No. : R-BA120148  
Date of Issue : 30 December 2021  
Page No. : 2 of 2

### (3) Dissolved oxygen

EXPECTED READING ( MG/L )	DISPLAY READING ( MG/L )	TOLERANCE ( MG/L )	RESULT
7.65	7.80	0.15	Satisfactory
6.09	6.20	0.11	Satisfactory
3.20	3.33	0.13	Satisfactory
0.78	0.56	-0.22	Satisfactory

Tolerance of Dissolved oxygen should be less than  $\pm 0.5$  ( mg/L )

### (4) pH value

TARGET ( PH UNIT )	DISPLAY READING ( PH UNIT )	TOLERANCE	RESULT
4.00	4.03	0.03	Satisfactory
7.42	7.45	0.03	Satisfactory
10.01	10.11	0.10	Satisfactory

Tolerance of pH value should be less than  $\pm 0.2$  ( pH unit )

### (5) Salinity

EXPECTED READING ( G/L )	DISPLAY READING ( G/L )	TOLERANCE ( % )	RESULT
10	9.93	-0.70	Satisfactory
20	19.88	-0.60	Satisfactory
30	30.19	0.63	Satisfactory

Tolerance of Salinity should be less than  $\pm 0.0$  ( % )

### (6) Temperature

READING OF REF. THERMOMETER ( °C )	DISPLAY READING ( °C )	TOLERANCE ( °C )	RESULT
10	9.9	-0.1	Satisfactory
20	20.0	0.0	Satisfactory
40	40.0	0.0	Satisfactory

Tolerance of Temperature should be less than  $\pm 2.0$  ( °C )

### Remark(s)

- The "Date of Next Calibration" is recommended according to best practice principals as practiced by QPT or quoted form relevant international standards.
- The results relate only to the calibrated equipment as received
- The performance of the equipment stated is checked with independent reference material and results compared against a calibrated secondary source.
- "Displayed Reading" denotes the figure shown on item under calibration/ checking regardless of equipment precision or significant figures.
- The "Tolerance Limit" mentioned is the acceptance criteria applicable for similar equipment used by Quality Pro Test-Consult Ltd. or quoted form relevant international standards.

--- END OF REPORT ---