

Annex G1

## Calibration Certificates for Water Quality



專業化驗有限公司  
QUALITY PRO TEST-CONSULT LIMITED

Unit 10, 14/F, Wah Wai Centre, 38-40 Au Pui Wan St., Fotan, Hong Kong  
Email: info@qualityprotest.com; Website: www.qualityprotest.com  
Tel: (852) 3956 8717; Fax: (852) 3956 3928

## REPORT OF EQUIPMENT PERFORMANCE CHECK/ CALIBRATION

Report No. : AI090155  
Date of Issue : 02 October 2019  
Page No. : 1 of 2

### PART A – CUSTOMER INFORMATION

Enovative Environmental Service Ltd.  
Flat 2207, Yu Fun House,  
Yu Chui Court, Shatin  
New Territories, Hong Kong  
Attn: Mr. Thomas WONG

### PART B – DESCRIPTION

Name of Equipment : YSI ProDSS (Multi-Parameters)  
Manufacturer : YSI (a xylem brand)  
Serial Number : 17H105557  
Date of Received : Sep 27, 2019  
Date of Calibration : Sep 27, 2019  
Date of Next Calibration<sup>(a)</sup> : Dec 26, 2019

### PART C – REFERENCE METHODS/ DOCUMENTS FOR THE CALIBRATION

Parameter	Reference Method
pH at 25°C	APHA 21e 4500-H <sup>+</sup> B
Dissolved Oxygen	APHA 21e 4500-O G
Conductivity at 25°C	APHA 21e 2510 B
Salinity	APHA 21e 2520 B
Turbidity	APHA 21e 2130 B
Temperature	Section 6 of international Accreditation New Zealand Technical Guide no. 3 Second edition March 2008: Working Thermometer Calibration Procedure.

### PART D – CALIBRATION RESULTS<sup>(b,c)</sup>

#### (1) pH at 25°C

Target (pH unit)	Displayed Reading <sup>(d)</sup> (pH Unit)	Tolerance <sup>(e)</sup> (pH Unit)	Results
4.00	4.05	0.05	Satisfactory
7.42	7.41	-0.01	Satisfactory
10.01	10.11	0.10	Satisfactory

Tolerance of pH should be less than  $\pm 0.20$  (pH unit)

#### (2) Temperature

Reading of Ref. thermometer (°C)	Displayed Reading (°C)	Tolerance (°C)	Results
10.0	10.0	0.0	Satisfactory
22.0	22.1	0.1	Satisfactory
42.0	42.1	0.1	Satisfactory

Tolerance limit of temperature should be less than  $\pm 2.0$  (°C)

~ CONTINUED ON NEXT PAGE ~

#### Remark(s): -

- <sup>(a)</sup> The "Date of Next Calibration" is recommended according to best practice principals as practiced by QPT or quoted form relevant international standards.  
<sup>(b)</sup> The results relate only to the calibrated equipment as received  
<sup>(c)</sup> The performance of the equipment stated in this report is checked with independent reference material and results compared against a calibrated secondary source.  
<sup>(d)</sup> "Displayed Reading" denotes the figure shown on item under calibration/ checking regardless of equipment precision or significant figures.  
<sup>(e)</sup> The "Tolerance Limit" mentioned is referenced to YSI product specifications.

  
LEE Chun-ning, Desmond  
Senior Chemist



## REPORT OF EQUIPMENT PERFORMANCE CHECK/ CALIBRATION

Report No. : AI090155  
Date of Issue : 02 October 2019  
Page No. : 2 of 2

### PART D – CALIBRATION RESULTS (Cont'd)

#### (3) Dissolved Oxygen

Expected Reading (mg/L)	Displayed Reading (mg/L)	Tolerance (mg/L)	Results
0.78	0.72	-0.06	Satisfactory
3.69	4.01	0.32	Satisfactory
5.77	5.38	-0.39	Satisfactory
7.68	7.80	0.12	Satisfactory

Tolerance limit of dissolved oxygen should be less than  $\pm 0.50$  (mg/L)

#### (4) Conductivity at 25°C

Conc. of KCl (M)	Expected Reading ( $\mu\text{S/cm}$ )	Displayed Reading ( $\mu\text{S/cm}$ )	Tolerance (%)	Results
0.001	146.9	138.2	-5.92	Satisfactory
0.01	1412	1394	-1.27	Satisfactory
0.1	12890	12855	-0.27	Satisfactory
0.5	58670	57582	-1.85	Satisfactory
1.0	111900	109780	-1.89	Satisfactory

Tolerance limit of conductivity should be less than  $\pm 10.0$  (%)

#### (5) Salinity

Expected Reading (g/L)	Displayed Reading (g/L)	Tolerance (%)	Results
10	10.08	0.80	Satisfactory
20	20.41	2.05	Satisfactory
30	30.52	1.73	Satisfactory

Tolerance limit of salinity should be less than  $\pm 10.0$  (%)

#### (6) Turbidity

Expected Reading (NTU)	Displayed Reading <sup>(f)</sup> (NTU)	Tolerance <sup>(g)</sup> (%)	Results
0	0.10	--	Satisfactory
10	9.94	-0.6	Satisfactory
20	19.86	-0.7	Satisfactory
100	97.43	-2.6	Satisfactory
800	779.37	-2.6	Satisfactory

Tolerance limit of turbidity should be less than  $\pm 10.0$  (%)

~ END OF REPORT ~

#### Remark(s): -

<sup>(f)</sup> "Displayed Reading" presents the figures shown on item under calibration/ checking regardless of equipment precision or significant figures.

<sup>(g)</sup> The "Tolerance Limit" mentioned is the acceptance criteria applicable for similar equipment used by Quality Pro Test-Consult Ltd. or quoted from relevant international standards.



專業化驗有限公司  
QUALITY PRO TEST-CONSULT LIMITED

Unit 10, 14/F, Wah Wai Centre, 38-40 Au Pui Wan St., Fotan, Hong Kong  
Email: info@qualityprotest.com; Website: www.qualityprotest.com  
Tel: (852) 3956 8717; Fax: (852) 3956 3928

## REPORT OF EQUIPMENT PERFORMANCE CHECK/ CALIBRATION

Report No. : AI080035  
Date of Issue : 06 Aug, 2019  
Page No. : 1 of 2

### PART A – CUSTOMER INFORMATION

Enovative Environmental Service Ltd.  
Flat 2207, Yu Fun House,  
Yu Chui Court, Shatin  
New Territories, Hong Kong  
Attn: Mr. Thomas WONG

### PART B – DESCRIPTION

Name of Equipment : YSI 6920V2 (Multi-Parameters)  
Manufacturer : YSI (a xylem brand)  
Serial Number : 18A104824  
Date of Received : Aug 02, 2019  
Date of Calibration : Aug 02, 2019  
Date of Next Calibration<sup>(a)</sup> : Nov 02, 2019

### PART C – REFERENCE METHODS/ DOCUMENTS FOR THE CALIBRATION

<u>Parameter</u>	<u>Reference Method</u>
pH at 25°C	APHA 21e 4500-H <sup>+</sup> B
Dissolved Oxygen	APHA 21e 4500-O G
Conductivity at 25°C	APHA 21e 2510 B
Salinity	APHA 21e 2520 B
Turbidity	APHA 21e 2130 B
Temperature	Section 6 of international Accreditation New Zealand Technical Guide no. 3 Second edition March 2008: Working Thermometer Calibration Procedure.

### PART D – CALIBRATION RESULTS<sup>(b,c)</sup>

#### (1) pH at 25°C

Target (pH unit)	Displayed Reading <sup>(d)</sup> (pH Unit)	Tolerance <sup>(e)</sup> (pH Unit)	Results
4.00	4.01	0.01	Satisfactory
7.42	7.44	0.02	Satisfactory
10.01	10.00	-0.01	Satisfactory

Tolerance of pH should be less than  $\pm 0.20$  (pH unit)

#### (2) Temperature


Reading of Ref. thermometer (°C)	Displayed Reading (°C)	Tolerance (°C)	Results
11.5	11.4	-0.1	Satisfactory
26.0	25.9	-0.1	Satisfactory
51.5	52.0	0.5	Satisfactory

Tolerance limit of temperature should be less than  $\pm 2.0$  (°C)

~ CONTINUED ON NEXT PAGE ~

#### Remark(s): -

- <sup>(a)</sup> The "Date of Next Calibration" is recommended according to best practice principals as practiced by QPT or quoted from relevant international standards.  
<sup>(b)</sup> The results relate only to the calibrated equipment as received  
<sup>(c)</sup> The performance of the equipment stated in this report is checked with independent reference material and results compared against a calibrated secondary source.  
<sup>(d)</sup> "Displayed Reading" denotes the figure shown on item under calibration/ checking regardless of equipment precision or significant figures.  
<sup>(e)</sup> The "Tolerance Limit" mentioned is referenced to YSI product specifications.

  
LEE Chun-ning, Desmond  
Senior Chemist



專業化驗有限公司

QUALITY PRO TEST-CONSULT LIMITED

Unit 10, 14/F, Wah Wai Centre, 38-40 Au Pui Wan St., Fotan, Hong Kong

Email: info@qualityprotest.com; Website: www.qualityprotest.com

Tel: (852) 3956 8717; Fax: (852) 3956 3928

## REPORT OF EQUIPMENT PERFORMANCE CHECK/ CALIBRATION

Report No. : AI080035  
Date of Issue : 06 Aug, 2019  
Page No. : 2 of 2

### PART D – CALIBRATION RESULTS (Cont'd)

#### (3) Dissolved Oxygen

Expected Reading (mg/L)	Displayed Reading (mg/L)	Tolerance (mg/L)	Results
0.01	0.26	0.25	Satisfactory
1.68	1.82	0.14	Satisfactory
4.52	4.83	0.21	Satisfactory
7.84	8.04	0.20	Satisfactory

Tolerance limit of dissolved oxygen should be less than  $\pm 0.50$  (mg/L)

#### (4) Conductivity at 25°C

Conc. of KCl (M)	Expected Reading ( $\mu\text{S}/\text{cm}$ )	Displayed Reading ( $\mu\text{S}/\text{cm}$ )	Tolerance (%)	Results
0.001	146.9	144.3	-1.8	Satisfactory
0.01	1412	1394	-1.3	Satisfactory
0.1	12890	12677	-1.7	Satisfactory
0.5	58670	58642	0.0	Satisfactory
1.0	111900	112012	0.1	Satisfactory

Tolerance limit of conductivity should be less than  $\pm 10.0$  (%)

#### (5) Salinity

Expected Reading (g/L)	Displayed Reading (g/L)	Tolerance (%)	Results
10	10.06	0.6	Satisfactory
20	20.22	1.1	Satisfactory
30	30.17	0.6	Satisfactory

Tolerance limit of salinity should be less than  $\pm 10.0$  (%)

#### (6) Turbidity

Expected Reading (NTU)	Displayed Reading <sup>(1)</sup> (NTU)	Tolerance <sup>(2)</sup> (%)	Results
0	0.01	--	Satisfactory
10	10.04	0.4	Satisfactory
20	20.09	0.4	Satisfactory
100	100.19	0.2	Satisfactory
800	801.44	0.2	Satisfactory

Tolerance limit of turbidity should be less than  $\pm 10.0$  (%)

~ END OF REPORT ~

#### Remark(s): -

<sup>(1)</sup> "Displayed Reading" presents the figures shown on item under calibration/ checking regardless of equipment precision or significant figures.

<sup>(2)</sup> The "Tolerance Limit" mentioned is the acceptance criteria applicable for similar equipment used by Quality Pro Test-Consult Ltd. or quoted from relevant international standards.



## REPORT OF EQUIPMENT PERFORMANCE CHECK/ CALIBRATION

Report No. : AI090154  
Date of Issue : 02 October 2019  
Page No. : 1 of 2

### PART A – CUSTOMER INFORMATION

Enovative Environmental Service Ltd.  
Flat 2207, Yu Fun House,  
Yu Chui Court, Shatin  
New Territories, Hong Kong  
Attn: Mr. Thomas WONG

### PART B – DESCRIPTION

Name of Equipment : YSI ProDSS (Multi-Parameters)  
Manufacturer : YSI (a xylem brand)  
Serial Number : 16H104233  
Date of Received : Sep 27, 2019  
Date of Calibration : Sep 27, 2019  
Date of Next Calibration<sup>(a)</sup> : Dec 26, 2019

### PART C – REFERENCE METHODS/ DOCUMENTS FOR THE CALIBRATION

Parameter	Reference Method
pH at 25°C	APHA 21e 4500-H <sup>+</sup> B
Dissolved Oxygen	APHA 21e 4500-O G
Conductivity at 25°C	APHA 21e 2510 B
Salinity	APHA 21e 2520 B
Turbidity	APHA 21e 2130 B
Temperature	Section 6 of international Accreditation New Zealand Technical Guide no. 3 Second edition March 2008: Working Thermometer Calibration Procedure.

### PART D – CALIBRATION RESULTS<sup>(b,c)</sup>

#### (1) pH at 25°C

Target (pH unit)	Displayed Reading <sup>(d)</sup> (pH Unit)	Tolerance <sup>(e)</sup> (pH Unit)	Results
4.00	4.03	0.03	Satisfactory
7.42	7.44	0.02	Satisfactory
10.01	10.06	0.05	Satisfactory

Tolerance of pH should be less than  $\pm 0.20$  (pH unit)

#### (2) Temperature

Reading of Ref. thermometer (°C)	Displayed Reading (°C)	Tolerance (°C)	Results
10.0	10.0	0.0	Satisfactory
22.0	22.1	0.1	Satisfactory
42.0	42.2	0.2	Satisfactory

Tolerance limit of temperature should be less than  $\pm 2.0$  (°C)

~ CONTINUED ON NEXT PAGE ~

#### Remark(s): -

- <sup>(a)</sup> The "Date of Next Calibration" is recommended according to best practice principals as practiced by QPT or quoted from relevant international standards.  
<sup>(b)</sup> The results relate only to the calibrated equipment as received  
<sup>(c)</sup> The performance of the equipment stated in this report is checked with independent reference material and results compared against a calibrated secondary source.  
<sup>(d)</sup> "Displayed Reading" denotes the figure shown on item under calibration/ checking regardless of equipment precision or significant figures.  
<sup>(e)</sup> The "Tolerance Limit" mentioned is referenced to YSI product specifications.

  
LEE Chun-ning, Desmond  
Senior Chemist



專業化驗有限公司

QUALITY PRO TEST-CONSULT LIMITED

Unit 10, 14/F, Wah Wai Centre, 38-40 Au Pui Wan St., Fotan, Hong Kong

Email: info@qualityprotest.com; Website: www.qualityprotest.com

Tel: (852) 3956 8717; Fax: (852) 3956 3928

## REPORT OF EQUIPMENT PERFORMANCE CHECK/ CALIBRATION

Report No. : AI090154  
Date of Issue : 02 October 2019  
Page No. : 2 of 2

### PART D – CALIBRATION RESULTS (Cont'd)

#### (3) Dissolved Oxygen

Expected Reading (mg/L)	Displayed Reading (mg/L)	Tolerance (mg/L)	Results
0.78	0.75	-0.03	Satisfactory
3.69	3.98	0.29	Satisfactory
5.77	5.4	-0.37	Satisfactory
7.68	7.82	0.14	Satisfactory

Tolerance limit of dissolved oxygen should be less than  $\pm 0.50$  (mg/L)

#### (4) Conductivity at 25°C

Conc. of KCl (M)	Expected Reading ( $\mu\text{S}/\text{cm}$ )	Displayed Reading ( $\mu\text{S}/\text{cm}$ )	Tolerance (%)	Results
0.001	146.9	138.9	-5.45	Satisfactory
0.01	1412	1380	-2.27	Satisfactory
0.1	12890	12834	-0.43	Satisfactory
0.5	58670	57663	-1.72	Satisfactory
1.0	111900	109858	-1.82	Satisfactory

Tolerance limit of conductivity should be less than  $\pm 10.0$  (%)

#### (5) Salinity

Expected Reading (g/L)	Displayed Reading (g/L)	Tolerance (%)	Results
10	10.16	1.60	Satisfactory
20	20.38	1.90	Satisfactory
30	30.47	1.57	Satisfactory

Tolerance limit of salinity should be less than  $\pm 10.0$  (%)

#### (6) Turbidity

Expected Reading (NTU)	Displayed Reading <sup>(f)</sup> (NTU)	Tolerance <sup>(g)</sup> (%)	Results
0	0.11	--	Satisfactory
10	9.89	-1.1	Satisfactory
20	19.82	-0.9	Satisfactory
100	97.25	-2.8	Satisfactory
800	780.16	-2.5	Satisfactory

Tolerance limit of turbidity should be less than  $\pm 10.0$  (%)

~ END OF REPORT ~

#### Remark(s): -

<sup>(f)</sup> "Displayed Reading" presents the figures shown on item under calibration/ checking regardless of equipment precision or significant figures.

<sup>(g)</sup> The "Tolerance Limit" mentioned is the acceptance criteria applicable for similar equipment used by Quality Pro Test-Consult Ltd. or quoted from relevant international standards.



專業化驗有限公司  
QUALITY PRO TEST-CONSULT LIMITED

Unit 10, 14/F, Wah Wai Centre, 38-40 Au Pui Wan St., Fotan, Hong Kong  
Email: info@qualityprotest.com; Website: www.qualityprotest.com  
Tel: (852) 3956 8717; Fax: (852) 3956 3928

## REPORT OF EQUIPMENT PERFORMANCE CHECK/ CALIBRATION

Report No. : AI070143  
Date of Issue : 25 July, 2019  
Page No. : 1 of 2

### PART A – CUSTOMER INFORMATION

Enovative Environmental Service Ltd.  
Flat 2207, Yu Fun House,  
Yu Chui Court, Shatin  
New Territories, Hong Kong  
Attn: Mr. Thomas WONG

### PART B – DESCRIPTION

Name of Equipment : YSI 6920V2 (Multi-Parameters)  
Manufacturer : YSI (a xylem brand)  
Serial Number : 0001C6A7  
Date of Received : Jul 24, 2019  
Date of Calibration : Jul 24, 2019  
Date of Next Calibration<sup>(a)</sup> : Oct 24, 2019

### PART C – REFERENCE METHODS/ DOCUMENTS FOR THE CALIBRATION

<u>Parameter</u>	<u>Reference Method</u>
pH at 25°C	APHA 21e 4500-H <sup>+</sup> B
Dissolved Oxygen	APHA 21e 4500-O G
Conductivity at 25°C	APHA 21e 2510 B
Salinity	APHA 21e 2520 B
Turbidity	APHA 21e 2130 B
Temperature	Section 6 of international Accreditation New Zealand Technical Guide no. 3 Second edition March 2008: Working Thermometer Calibration Procedure.

### PART D – CALIBRATION RESULTS<sup>(b,c)</sup>

#### (1) pH at 25°C

Target (pH unit)	Displayed Reading <sup>(d)</sup> (pH Unit)	Tolerance <sup>(e)</sup> (pH Unit)	Results
4.00	4.08	0.08	Satisfactory
7.42	7.38	-0.04	Satisfactory
10.01	10.05	0.04	Satisfactory

Tolerance of pH should be less than  $\pm 0.20$  (pH unit)

#### (2) Temperature


Reading of Ref. thermometer (°C)	Displayed Reading (°C)	Tolerance (°C)	Results
23.0	23.32	0.32	Satisfactory
28.0	27.65	-0.35	Satisfactory
48.0	49.6	1.6	Satisfactory

Tolerance limit of temperature should be less than  $\pm 2.0$  (°C)

~ CONTINUED ON NEXT PAGE ~

#### Remark(s): -

- <sup>(a)</sup> The "Date of Next Calibration" is recommended according to best practice principals as practiced by QPT or quoted from relevant international standards.  
<sup>(b)</sup> The results relate only to the calibrated equipment as received  
<sup>(c)</sup> The performance of the equipment stated in this report is checked with independent reference material and results compared against a calibrated secondary source.  
<sup>(d)</sup> "Displayed Reading" denotes the figure shown on item under calibration/ checking regardless of equipment precision or significant figures.  
<sup>(e)</sup> The "Tolerance Limit" mentioned is referenced to YSI product specifications.

  
LEE Chun-ning, Desmond  
Senior Chemist





## REPORT OF EQUIPMENT PERFORMANCE CHECK/ CALIBRATION

Report No. : AI070143  
Date of Issue : 25 July, 2019  
Page No. : 2 of 2

### PART D – CALIBRATION RESULTS (Cont'd)

#### (3) Dissolved Oxygen

Expected Reading (mg/L)	Displayed Reading (mg/L)	Tolerance (mg/L)	Results
0.02	0.48	0.46	Satisfactory
3.66	3.50	-0.16	Satisfactory
5.70	5.78	0.08	Satisfactory
7.64	7.49	-0.15	Satisfactory

Tolerance limit of dissolved oxygen should be less than  $\pm 0.50$  (mg/L)

#### (4) Conductivity at 25°C

Conc. of KCl (M)	Expected Reading ( $\mu\text{S/cm}$ )	Displayed Reading ( $\mu\text{S/cm}$ )	Tolerance (%)	Results
0.001	146.9	140.2	-4.56	Satisfactory
0.01	1412	1386	-1.84	Satisfactory
0.1	12890	12742	-1.15	Satisfactory
0.5	58670	56780	-3.22	Satisfactory
1.0	111900	107432	-3.99	Satisfactory

Tolerance limit of conductivity should be less than  $\pm 10.0$  (%)

#### (5) Salinity

Expected Reading (g/L)	Displayed Reading (g/L)	Tolerance (%)	Results
10	9.95	-0.50	Satisfactory
20	19.95	-0.25	Satisfactory
30	30.04	0.13	Satisfactory

Tolerance limit of salinity should be less than  $\pm 10.0$  (%)

#### (6) Turbidity

Expected Reading (NTU)	Displayed Reading <sup>(f)</sup> (NTU)	Tolerance <sup>(g)</sup> (%)	Results
0	0.1	--	Satisfactory
10	9.8	-2.0	Satisfactory
20	19.4	-3.0	Satisfactory
100	97.2	-2.8	Satisfactory
800	776.3	-3.0	Satisfactory

Tolerance limit of turbidity should be less than  $\pm 10.0$  (%)

~ END OF REPORT ~

**Remark(s): -**

<sup>(f)</sup> "Displayed Reading" presents the figures shown on item under calibration/ checking regardless of equipment precision or significant figures.

<sup>(g)</sup> The "Tolerance Limit" mentioned is the acceptance criteria applicable for similar equipment used by Quality Pro Test-Consult Ltd. or quoted from relevant international standards.



專業化驗有限公司  
QUALITY PRO TEST-CONSULT LIMITED

Unit 10, 14/F, Wah Wai Centre, 38-40 Au Pui Wan St., Fotan, Hong Kong  
Email: info@qualityprotest.com; Website: www.qualityprotest.com  
Tel: (852) 3956 8717; Fax: (852) 3956 3928

## REPORT OF EQUIPMENT PERFORMANCE CHECK/ CALIBRATION

Report No. : AI100182  
Date of Issue : 30 October 2019  
Page No. : 1 of 2

### PART A – CUSTOMER INFORMATION

Enovative Environmental Service Ltd.  
Flat 2207, Yu Fun House,  
Yu Chui Court, Shatin  
New Territories, Hong Kong  
Attn: Mr. Thomas WONG

### PART B – DESCRIPTION

Name of Equipment : YSI 6920V2 (Multi-Parameters)  
Manufacturer : YSI (a xylem brand)  
Serial Number : 0001C6A7  
Date of Received : Oct 28, 2019  
Date of Calibration : Oct 28, 2019  
Date of Next Calibration<sup>(a)</sup> : Jan 27, 2020

### PART C – REFERENCE METHODS/ DOCUMENTS FOR THE CALIBRATION

Parameter	Reference Method
pH at 25°C	APHA 21e 4500-H <sup>+</sup> B
Dissolved Oxygen	APHA 21e 4500-O G
Conductivity at 25°C	APHA 21e 2510 B
Salinity	APHA 21e 2520 B
Turbidity	APHA 21e 2130 B
Temperature	Section 6 of international Accreditation New Zealand Technical Guide no. 3 Second edition March 2008: Working Thermometer Calibration Procedure.

### PART D – CALIBRATION RESULTS<sup>(b,c)</sup>

#### (1) pH at 25°C

Target (pH unit)	Displayed Reading <sup>(d)</sup> (pH Unit)	Tolerance <sup>(e)</sup> (pH Unit)	Results
4.00	4.07	0.07	Satisfactory
7.42	7.49	0.07	Satisfactory
10.01	10.05	0.04	Satisfactory

Tolerance of pH should be less than  $\pm 0.20$  (pH unit)

#### (2) Temperature


Reading of Ref. thermometer (°C)	Displayed Reading (°C)	Tolerance (°C)	Results
15.0	15.1	0.1	Satisfactory
25.0	25.0	0.0	Satisfactory
35.0	35.0	0.0	Satisfactory

Tolerance limit of temperature should be less than  $\pm 2.0$  (°C)

~ CONTINUED ON NEXT PAGE ~

#### Remark(s): -

- <sup>(a)</sup> The "Date of Next Calibration" is recommended according to best practice principals as practiced by QPT or quoted from relevant international standards.  
<sup>(b)</sup> The results relate only to the calibrated equipment as received  
<sup>(c)</sup> The performance of the equipment stated in this report is checked with independent reference material and results compared against a calibrated secondary source.  
<sup>(d)</sup> "Displayed Reading" denotes the figure shown on item under calibration/ checking regardless of equipment precision or significant figures.  
<sup>(e)</sup> The "Tolerance Limit" mentioned is referenced to YSI product specifications.

  
LEE Chun-ning, Desmond  
Senior Chemist



專業化驗有限公司

QUALITY PRO TEST-CONSULT LIMITED

Unit 10, 14/F, Wah Wai Centre, 38-40 Au Pui Wan St., Fotan, Hong Kong

Email: info@qualityprotest.com; Website: www.qualityprotest.com

Tel: (852) 3956 8717; Fax: (852) 3956 3928

## REPORT OF EQUIPMENT PERFORMANCE CHECK/ CALIBRATION

Report No. : AI100182  
Date of Issue : 30 October 2019  
Page No. : 2 of 2

### PART D – CALIBRATION RESULTS (Cont'd)

#### (3) Dissolved Oxygen

Expected Reading (mg/L)	Displayed Reading (mg/L)	Tolerance (mg/L)	Results
1.04	0.90	-0.14	Satisfactory
4.10	4.40	0.3	Satisfactory
5.92	6.00	0.08	Satisfactory
7.81	8.10	0.29	Satisfactory

Tolerance limit of dissolved oxygen should be less than  $\pm 0.50$  (mg/L)

#### (4) Conductivity at 25°C

Conc. of KCl (M)	Expected Reading ( $\mu\text{S}/\text{cm}$ )	Displayed Reading ( $\mu\text{S}/\text{cm}$ )	Tolerance (%)	Results
0.001	146.9	156	6.19	Satisfactory
0.01	1412	1384	-1.98	Satisfactory
0.1	12890	12810	-0.62	Satisfactory
0.5	58670	57991	-1.16	Satisfactory
1.0	111900	110844	-0.94	Satisfactory

Tolerance limit of conductivity should be less than  $\pm 10.0$  (%)

#### (5) Salinity

Expected Reading (g/L)	Displayed Reading (g/L)	Tolerance (%)	Results
10	10.08	0.80	Satisfactory
20	20.07	0.35	Satisfactory
30	30.1	0.33	Satisfactory

Tolerance limit of salinity should be less than  $\pm 10.0$  (%)

#### (6) Turbidity

Expected Reading (NTU)	Displayed Reading <sup>(f)</sup> (NTU)	Tolerance <sup>(g)</sup> (%)	Results
0	0.50	--	Satisfactory
10	10.02	0.2	Satisfactory
20	20.47	2.3	Satisfactory
100	100.16	0.2	Satisfactory
800	798.93	-0.1	Satisfactory

Tolerance limit of turbidity should be less than  $\pm 10.0$  (%)

~ END OF REPORT ~

#### Remark(s): -

<sup>(f)</sup> "Displayed Reading" presents the figures shown on item under calibration/ checking regardless of equipment precision or significant figures.

<sup>(g)</sup> The "Tolerance Limit" mentioned is the acceptance criteria applicable for similar equipment used by Quality Pro Test-Consult Ltd. or quoted from relevant international standards.



專業化驗有限公司  
QUALITY PRO TEST-CONSULT LIMITED

Unit 10, 14/F, Wah Wai Centre, 38-40 Au Pui Wan St., Fotan, Hong Kong  
Email: info@qualityprotest.com; Website: www.qualityprotest.com  
Tel: (852) 3956 8717; Fax: (852) 3956 3928

## REPORT OF EQUIPMENT PERFORMANCE CHECK/ CALIBRATION

Report No. : AI070142  
Date of Issue : 25 July, 2019  
Page No. : 1 of 2

### PART A – CUSTOMER INFORMATION

Enovative Environmental Service Ltd.  
Flat 2207, Yu Fun House,  
Yu Chui Court, Shatin  
New Territories, Hong Kong  
Attn: Mr. Thomas WONG

### PART B – DESCRIPTION

Name of Equipment : YSI 6920V2 (Multi-Parameters)  
Manufacturer : YSI (a xylem brand)  
Serial Number : 00019CB2  
Date of Received : Jul 24, 2019  
Date of Calibration : Jul 24, 2019  
Date of Next Calibration<sup>(a)</sup> : Oct 24, 2019

### PART C – REFERENCE METHODS/ DOCUMENTS FOR THE CALIBRATION

<u>Parameter</u>	<u>Reference Method</u>
pH at 25°C	APHA 21e 4500-H <sup>+</sup> B
Dissolved Oxygen	APHA 21e 4500-O G
Conductivity at 25°C	APHA 21e 2510 B
Salinity	APHA 21e 2520 B
Turbidity	APHA 21e 2130 B
Temperature	Section 6 of international Accreditation New Zealand Technical Guide no. 3 Second edition March 2008: Working Thermometer Calibration Procedure.

### PART D – CALIBRATION RESULTS<sup>(b,c)</sup>

#### (1) pH at 25°C

Target (pH unit)	Displayed Reading <sup>(d)</sup> (pH Unit)	Tolerance <sup>(e)</sup> (pH Unit)	Results
4.00	4.02	0.02	Satisfactory
7.42	7.39	-0.03	Satisfactory
10.01	10.04	0.03	Satisfactory

Tolerance of pH should be less than  $\pm 0.20$  (pH unit)

#### (2) Temperature

Reading of Ref. thermometer (°C)	Displayed Reading (°C)	Tolerance (°C)	Results
23.0	22.62	0.38	Satisfactory
28.0	27.56	-0.44	Satisfactory
48.0	48.9	0.9	Satisfactory

Tolerance limit of temperature should be less than  $\pm 2.0$  (°C)

~ CONTINUED ON NEXT PAGE ~

#### Remark(s): -

- <sup>(a)</sup> The "Date of Next Calibration" is recommended according to best practice principals as practiced by QPT or quoted from relevant international standards.  
<sup>(b)</sup> The results relate only to the calibrated equipment as received  
<sup>(c)</sup> The performance of the equipment stated in this report is checked with independent reference material and results compared against a calibrated secondary source.  
<sup>(d)</sup> "Displayed Reading" denotes the figure shown on item under calibration/ checking regardless of equipment precision or significant figures.  
<sup>(e)</sup> The "Tolerance Limit" mentioned is referenced to YSI product specifications.

  
LEE Chun-ning, Desmond  
Senior Chemist



## REPORT OF EQUIPMENT PERFORMANCE CHECK/ CALIBRATION

Report No. : AI070142  
Date of Issue : 25 July, 2019  
Page No. : 2 of 2

### PART D – CALIBRATION RESULTS (Cont'd)

#### (3) Dissolved Oxygen

Expected Reading (mg/L)	Displayed Reading (mg/L)	Tolerance (mg/L)	Results
0.02	0.04	0.02	Satisfactory
3.66	3.56	-0.10	Satisfactory
5.70	5.86	0.16	Satisfactory
7.64	7.5	-0.14	Satisfactory

Tolerance limit of dissolved oxygen should be less than  $\pm 0.50$  (mg/L)

#### (4) Conductivity at 25°C

Conc. of KCl (M)	Expected Reading ( $\mu\text{S/cm}$ )	Displayed Reading ( $\mu\text{S/cm}$ )	Tolerance (%)	Results
0.001	146.9	136.8	-6.88	Satisfactory
0.01	1412	1352	-4.25	Satisfactory
0.1	12890	12754	-1.06	Satisfactory
0.5	58670	56354	-3.95	Satisfactory
1.0	111900	106531	-4.80	Satisfactory

Tolerance limit of conductivity should be less than  $\pm 10.0$  (%)

#### (5) Salinity

Expected Reading (g/L)	Displayed Reading (g/L)	Tolerance (%)	Results
10	10.01	0.01	Satisfactory
20	19.90	-0.1	Satisfactory
30	29.82	-0.18	Satisfactory

Tolerance limit of salinity should be less than  $\pm 10.0$  (%)

#### (6) Turbidity

Expected Reading (NTU)	Displayed Reading <sup>(f)</sup> (NTU)	Tolerance(g) (%)	Results
0	0.1	--	Satisfactory
10	9.6	-4.0	Satisfactory
20	19.9	-0.5	Satisfactory
100	98.4	-1.6	Satisfactory
800	762.9	-4.6	Satisfactory

Tolerance limit of turbidity should be less than  $\pm 10.0$  (%)

~ END OF REPORT ~

#### Remark(s): -

<sup>(f)</sup> "Displayed Reading" presents the figures shown on item under calibration/ checking regardless of equipment precision or significant figures.

<sup>(g)</sup> The "Tolerance Limit" mentioned is the acceptance criteria applicable for similar equipment used by Quality Pro Test-Consult Ltd. or quoted from relevant international standards.



專業化驗有限公司  
QUALITY PRO TEST-CONSULT LIMITED

Unit 10, 14/F, Wah Wai Centre, 38-40 Au Pui Wan St., Fotan, Hong Kong  
Email: info@qualityprotest.com; Website: www.qualityprotest.com  
Tel: (852) 3956 8717; Fax: (852) 3956 3928

## REPORT OF EQUIPMENT PERFORMANCE CHECK/ CALIBRATION

Report No. : AI100183  
Date of Issue : 30 October 2019  
Page No. : 1 of 2

### PART A – CUSTOMER INFORMATION

Enovative Environmental Service Ltd.  
Flat 2207, Yu Fun House,  
Yu Chui Court, Shatin  
New Territories, Hong Kong  
Attn: Mr. Thomas WONG

### PART B – DESCRIPTION

Name of Equipment : YSI 6920V2 (Multi-Parameters)  
Manufacturer : YSI (a xylem brand)  
Serial Number : 00019CB2  
Date of Received : Oct 28, 2019  
Date of Calibration : Oct 28, 2019  
Date of Next Calibration<sup>(a)</sup> : Jan 27, 2020

### PART C – REFERENCE METHODS/ DOCUMENTS FOR THE CALIBRATION

<u>Parameter</u>	<u>Reference Method</u>
pH at 25°C	APHA 21e 4500-H <sup>+</sup> B
Dissolved Oxygen	APHA 21e 4500-O G
Conductivity at 25°C	APHA 21e 2510 B
Salinity	APHA 21e 2520 B
Turbidity	APHA 21e 2130 B
Temperature	Section 6 of international Accreditation New Zealand Technical Guide no. 3 Second edition March 2008: Working Thermometer Calibration Procedure.

### PART D – CALIBRATION RESULTS<sup>(b,c)</sup>

#### (1) pH at 25°C

Target (pH unit)	Displayed Reading <sup>(d)</sup> (pH Unit)	Tolerance <sup>(e)</sup> (pH Unit)	Results
4.00	3.95	-0.05	Satisfactory
7.42	7.36	-0.06	Satisfactory
10.01	9.93	-0.08	Satisfactory

Tolerance of pH should be less than  $\pm 0.20$  (pH unit)

#### (2) Temperature


Reading of Ref. thermometer (°C)	Displayed Reading (°C)	Tolerance (°C)	Results
15.0	15.1	0.1	Satisfactory
25.0	24.9	-0.1	Satisfactory
35.0	34.9	-0.1	Satisfactory

Tolerance limit of temperature should be less than  $\pm 2.0$  (°C)

~ CONTINUED ON NEXT PAGE ~

#### Remark(s): -

- <sup>(a)</sup> The "Date of Next Calibration" is recommended according to best practice principals as practiced by QPT or quoted from relevant international standards.  
<sup>(b)</sup> The results relate only to the calibrated equipment as received  
<sup>(c)</sup> The performance of the equipment stated in this report is checked with independent reference material and results compared against a calibrated secondary source.  
<sup>(d)</sup> "Displayed Reading" denotes the figure shown on item under calibration/ checking regardless of equipment precision or significant figures.  
<sup>(e)</sup> The "Tolerance Limit" mentioned is referenced to YSI product specifications.

  
LEE Chun-ning, Desmond  
Senior Chemist



## REPORT OF EQUIPMENT PERFORMANCE CHECK/ CALIBRATION

Report No. : AI100183  
Date of Issue : 30 October 2019  
Page No. : 2 of 2

### PART D – CALIBRATION RESULTS (Cont'd)

#### (3) Dissolved Oxygen

Expected Reading (mg/L)	Displayed Reading (mg/L)	Tolerance (mg/L)	Results
1.04	0.80	-0.24	Satisfactory
4.10	4.34	0.24	Satisfactory
5.92	5.94	0.02	Satisfactory
7.81	8.07	0.26	Satisfactory

Tolerance limit of dissolved oxygen should be less than  $\pm 0.50$  (mg/L)

#### (4) Conductivity at 25°C

Conc. of KCl (M)	Expected Reading ( $\mu\text{S}/\text{cm}$ )	Displayed Reading ( $\mu\text{S}/\text{cm}$ )	Tolerance (%)	Results
0.001	146.9	140.0	-4.70	Satisfactory
0.01	1412	1394	-1.27	Satisfactory
0.1	12890	12780	-0.85	Satisfactory
0.5	58670	57927	-1.27	Satisfactory
1.0	111900	110880	-0.91	Satisfactory

Tolerance limit of conductivity should be less than  $\pm 10.0$  (%)

#### (5) Salinity

Expected Reading (g/L)	Displayed Reading (g/L)	Tolerance (%)	Results
10	9.90	-1.00	Satisfactory
20	19.88	-0.60	Satisfactory
30	29.89	-0.37	Satisfactory

Tolerance limit of salinity should be less than  $\pm 10.0$  (%)

#### (6) Turbidity

Expected Reading (NTU)	Displayed Reading <sup>(f)</sup> (NTU)	Tolerance <sup>(g)</sup> (%)	Results
0	0.20	--	Satisfactory
10	9.98	-0.2	Satisfactory
20	19.88	-0.6	Satisfactory
100	100.20	0.2	Satisfactory
800	798.82	-0.1	Satisfactory

Tolerance limit of turbidity should be less than  $\pm 10.0$  (%)

~ END OF REPORT ~

**Remark(s): -**

<sup>(f)</sup> "Displayed Reading" presents the figures shown on item under calibration/ checking regardless of equipment precision or significant figures.

<sup>(g)</sup> The "Tolerance Limit" mentioned is the acceptance criteria applicable for similar equipment used by Quality Pro Test-Consult Ltd. or quoted from relevant international standards.